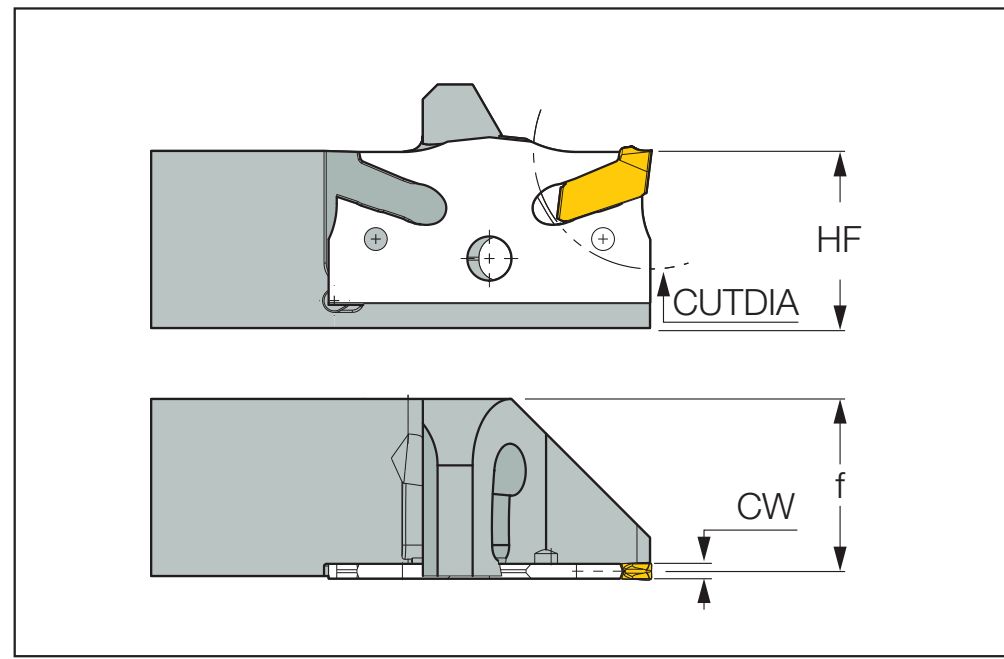
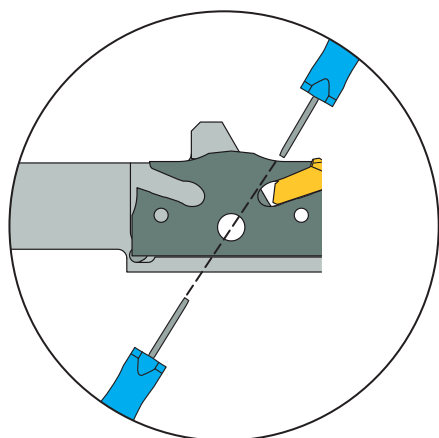
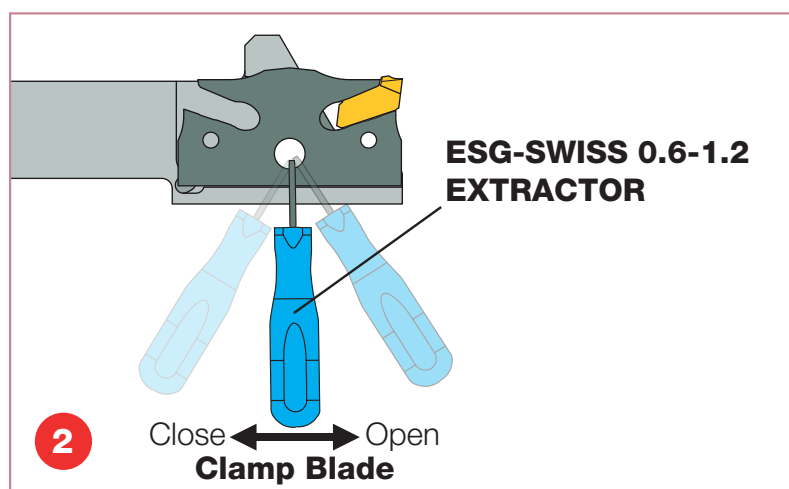
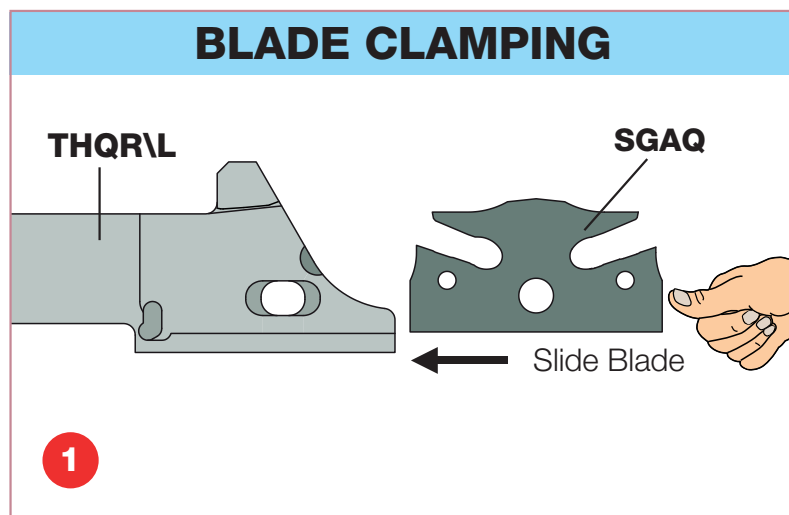


Designation	CW	CUTDIA	f
THQL/R 10-D16 + SGAQ 0.6	0.6	10	9.68
THQL/R 10-D16 + SGAQ 0.8	0.8	10	9.68
THQL/R 12-D16 + SGAQ 0.6	0.6	10	11.68
THQL/R 12-D16 + SGAQ 0.8	0.8	10	11.68
THQL/R 16-D16 + SGAQ 0.6	0.6	10	15.68
THQL/R 16-D16 + SGAQ 0.8	0.8	10	15.68

Designation	CW	CUTDIA	f
THQL/R 10-D16 + SGAQ 1.0	1	16	9.60
THQL/R 10-D16 + SGAQ 1.2	1.2	16	9.68
THQL/R 12-D16 + SGAQ 1.0	1	16	11.60
THQL/R 12-D16 + SGAQ 1.2	1.2	16	11.68
THQL/R 16-D16 + SGAQ 1.0	1	16	15.60
THQL/R 16-D16 + SGAQ 1.2	1.2	16	15.68



Blade Clamping Instructions



The key can be inserted from both sides.

Insert Clamping Instructions

