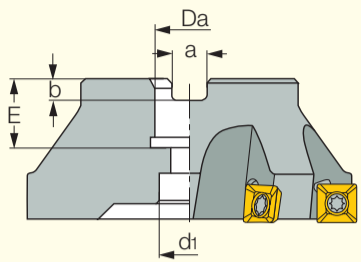
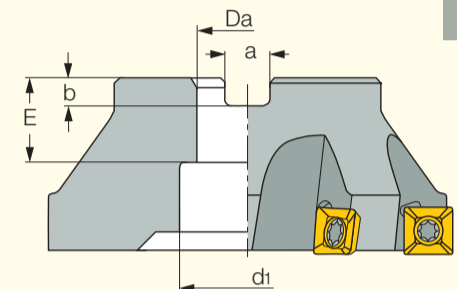


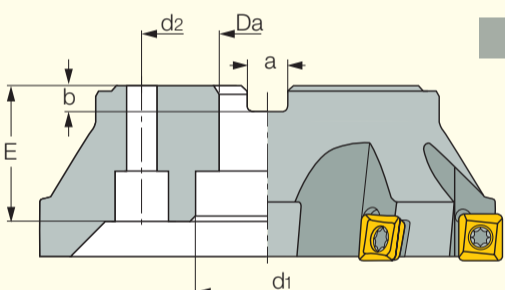
## Face Mill Arbor Hole Styles

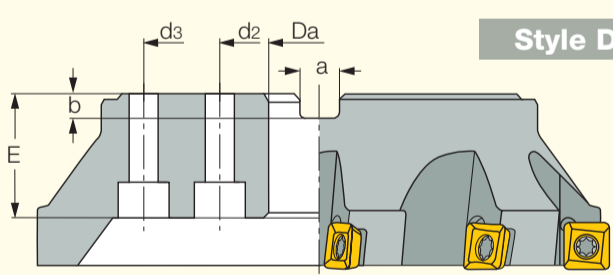
	Da	E	d <sub>1</sub>	a	b
--	----	---	----------------	---	---

	Style A				
	16	19	13.5	8.4	5.6
	22	20	18	10.4	6.5
	27	23	38	12.4	7.0

	Style B				
	22	20	31	10.9	6.5
	27	25	38	12.4	7.0
	32	25	46	14.4	8.0
40	33	56	16.4	9.0	

	Da	E	d <sub>1</sub>	d <sub>2</sub>	d <sub>3</sub>	a	b
--	----	---	----------------	----------------	----------------	---	---

	Style C						
	40	33	65	66.7	—	16.4	9.0
	60	38	—	—	—	25.7	14.0

	Style D						
	60	38	—	101.6	177.8	25.7	14.0